



VANCOUVER
Rhododendron
SOCIETY

WWW.RHODO.CITYMAX.COM

GENERAL MEETING:

FEBRUARY 21ST - 7:30 P.M., AT THE VANDUSEN BOTANIC GARDEN, IN THE FLORAL HALL

LECTURE PROGRAM:

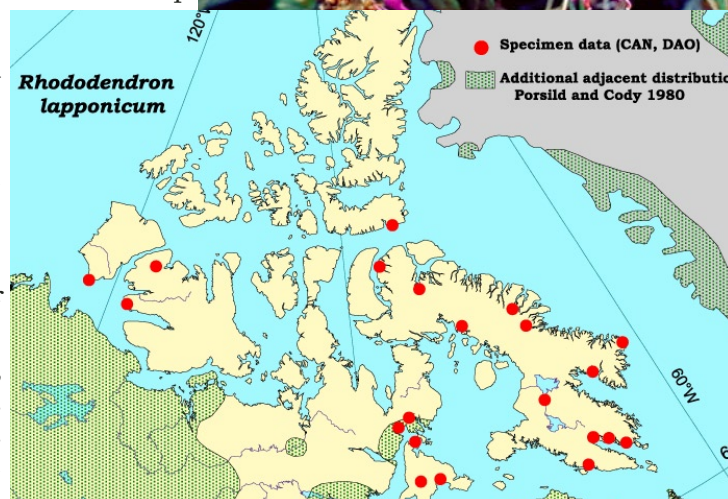
DALEN BAYES

"IN SEARCH OF THE WILD *R. LAPPONICUM*"

Our speaker the evening of February 21st is Dalen Bayes. While being an American living in Washington, he has nevertheless been President of the ARS Fraser South chapter. He has spent a good deal of time canoeing in the arctic, where he has explored for rhododendrons that live in a harsher climate than any others, and which at the same time are almost impossible to grow in our gentle conditions. It is probably best that he speak for himself:

'My father had a small conifer nursery and grew strawberries and raspberries commercially as well, so I developed an interest in plants at a young age. When Lori and I went climbing or hiking we would look up and learn about the plants we had seen. This interest carried over into canoeing. We bought our first rhododendron in 1983 and it was soon followed by many more. Larry and Alma Albaugh had the Komo Kulshan Nursery at Lynden, Washington and we fed off their passion and knowledge of Rhododendrons. The subject of adventure and rhododendrons in the arctic should be fascinating.
By Joe Ronsley

Picture of *R. lapponicum* and species data map courtesy of Memorial University - Newfoundland & Labrador; per: 'S.G. Aiken, M.J. Dallwitz, L.L. Consaul, C.L. McJannet, L.J. Gillespie, R.L. Boles, G.W. Argus, J.M. Gillett, P.J. Scott, R. Elven, M.C. LeBlanc, A.K. Brysting and H. Solstad. 1999 onwards. **Flora of the Canadian Arctic Archipelago: Descriptions, Illustrations, Identification, and Information Retrieval.** Version: 29th April 2003. Dallwitz (1980) and Dallwitz, Paine and Zurcher (1993, 1995, 2000). For more information follow this web link: www.mun.ca/biology/delta/arcticf/_ca/www/errhla.htm



President's Message

This month, on February 21st, we return to our regular VRS programme, with a fascinating lecture on arctic rhododendrons by **Dalen Bayes**. **Douglas Justice** will do his monthly 'Bouquet'. And plants will be for sale by **Harold Fearing**.

I want to thank everyone who contributed last month to make our January meeting an extraordinary success: **Jacquie Clayton**, **Carole Conlin**, **Louis Peterson**, **Tony Clayton**, and at the last minute **Heidi Schneider**, for making our refreshment table so special. And to all the rest of you who contributed to the table. Actually it is quite remarkable how much was consumed. We must be a very young, healthy crowd.

The speakers were extraordinary, in their quality and in their variety: **Jacquie Clayton**, **Dana Cromie**, **Clive Justice**, and **Douglas Justice**. And of course **Alleyne Cook**, who always has something special to offer of one sort or another. Last month he offered a very large branch, full of viable cuttings, of the excellent rhododendron hybrid, 'Grosclaude', a beautiful late red, of fine, pure colour and with striking indumentum.

It seems that I keep thanking people. I feel a little like I'm at the Academy Awards. This is clearly because so many of you offer so much to making the VRS a great success. Now I must thank **Barbara Sherman**, **Radojka Harris**, and **Iain Forsythe**, all of whom are now leaving the Executive after serving it so well for several years, Barb as Treasurer, Radojka as Secretary, and Iain as Director.

I must also thank their new replacements for being willing to serve: our new Treasurer **Dana Cromie**, our new Secretary **Jasbir Gill**, and our new Director, **Norah Hall**. And of course I must thank the Chair of the Nominating Committee who 'provided' all these excellent 'volunteers', **Brenda Macdonald**.

On another subject, the VRS is a member of the Rhododendron Species Foundation, which has a plant distribution to members in the spring and fall. VRS members, who are not members of the RSF, can order species rhododendrons from the catalogue under the VRS membership by contacting **Don Haslam**, dhaslam@kmslawyers.com, who will coordinate a composite chapter plant order. The next delivery of plants will take place in March. The RSF plant catalogue, and membership information, may be had by Googling the RSF website, or going directly to www.rsf.citymax.com.

By this time most of you will have renewed your VRS memberships for 2008. I hope the rest of you will do so very soon—before we begin telemarketing!

And at the February meeting, the raffle and refreshment table will be in full swing again, so please contribute to them if you can.

Joanne Ronsley
VRS President

Species Profile:

The *faucium*, *hookeri*, *hylaeum* and *subansiriense* Alliance of Subsection *Thomsonia*

By Steve Hootman

In this edition of the Species Profile I shall be deviating a bit from the usual review of a single species. In Rhododendron taxonomy an Alliance can be loosely defined as a distinct and closely related but informal grouping within a subsection. The four species in this Alliance - *faucium*, *hookeri*, *hylaeum* and *subansiriense*, are quite similar both botanically and horticulturally, and I shall be reviewing them as a group. All the members of this Alliance make splendid additions to the mild or semi-protected garden (such as in the Pacific Northwest or Great Britain) with their combined beauty of foliage, habit and bark. In addition, their red to pink or rose flowers provide an outstanding display of color in the earliest of spring.

According to Peter Cox, this Alliance is separated botanically from the rest of subsection *Thomsonia* by the presence on the undersides of the leaves of red punctulate glands which sometimes form hairs. He also states that the inflorescence will tend to be a little tighter in this group. In cultivation, these species are relatively unknown, with only one, *R. hookeri*, typically grown outside of large specialized collections. I am sure this owes more to both unfamiliarity and lack of source material than to paucity of beauty as their smooth trunks and colorful exfoliating bark are justification enough for a choice position in any garden.

Another factor which has undoubtedly contributed to this lack of horticultural attention is that two of the species (*faucium* and *subansiriense*) were described only as recently as 1978. *R. faucium* ("of the gorges") being described by David Chamberlain from Ludlow, Sherriff & Elliot #12289 collected (as *hylaeum*?) in SE Tibet, China and *R. subansiriense* ("from the *Subansiri* Division") being described by Chamberlain from Cox and Hutchison #418 collected in the *Subansiri* Division of Arunachal Pradesh, NE India. In contrast, *R. hylaeum* ("belonging to forests") has been known since 1920 when it was found by Reginald Farrer on the Chawchi Pass of NE Upper Myanmar (Burma). It was then introduced into cultivation by George Forrest in 1921 (#20961). It is now generally accepted that most plants of this species in cultivation are actually the more recently recognized *R. faucium*. The remaining species, *R. hookeri* (named for Sir J.D. Hooker), was first introduced as early as 1849 when it was found by T.J. Booth in the Lablung Pass area of Bhutan.

Continued see "The members of this Alliance" page 3

The members of this Alliance are quite closely related. In fact, H. H. Davidian of the Royal Botanic Gardens in Edinburgh, who was generally thought of as a taxonomic "splitter", did not accept either *R. faucium* or *R. subansiriense* as distinct species. Instead, he "lumped" them both into *R. hylaeum*, reducing the remaining two names into synonymy. Following the leads of both Chamberlain and Cox however, we are retaining all four names as distinct species. Although quite similar in general appearance, these four species can quite readily be distinguished from each other by an examination of their ovaries. *R. hylaeum* and *R. hookeri* both have a glabrous (smooth) ovary but can easily be separated by foliage characteristics. *R. faucium* is very closely related to *R. hylaeum* but can be distinguished by its densely stipitate-glandular ovary. *R. subansiriense* is also very similar to *R. hylaeum* but can be distinguished by its tomentose ovary which lacks glands. As a whole, the members of this Alliance show certain affinities with subsection *Errorata*, especially *R. anthosphaerum*. They also show some relationship with fellow subsection *Thomsonia* member *R. eclectum* (esp. *R. hylaeum*).

In the wild, *R. faucium* (photo right) forms an erect shrub or small tree up to 21 or so ft. in height. It occurs from 8,500 to 10,850 ft. (2600 to 3350m) in forest margins and on rock faces in SE Tibet, China.

R. hylaeum grows to 40 ft. and occurs from 9,000 to 12,000 ft. (2700 to 3700m) in forests and on cliffs in the provinces of SE Tibet and NW Yunnan, China and in NE Upper Myanmar. *R. hookeri* occurs as a large shrub or small tree up to 20 ft. in height. It is found in forests from 10,000 to 12,000 ft. (3000 to 3700m) in Bhutan and Arunachal Pradesh, India. *R. subansiriense* (photo right) grows as an erect shrub or tree to 45 ft. It is native to Arunachal Pradesh at elevations of 8,400 to 9,200 ft. (2550 to 2750m) where it is common in a small area of mossy forest in association with *R. grande* and *R. falconeri ssp. eximium*. In cultivation, these species are typically fairly vigorous growers, generally with a broadly upright habit but remaining much more compact and densely branched than when growing in the wild where they tend to be "drawn up" in their quest for light within the forests they usually inhabit.

As stated earlier, the colorful smooth and more or less exfoliating bark of these species is an outstanding ornamental feature.

The color is typically silvery or gray to reddish brown, often somewhat purplish. The sizes and shapes of the leaves on all but *R. hookeri* tend to be fairly similar. They are usually oblanceolate to oblong-lanceolate in shape, and range from 2.5 to 7 inches long by 1.5 to 2.5 inches wide and are totally glabrous except for the previously mentioned glands and hairs on the undersurface. *R. hookeri* can readily be distinguished from the other three species by the typically larger leaves which are much more rounded in appearance, oblong to oblong-oval in shape.

It also has the very characteristic tufts of hair ("hooks") on the lateral veins beneath which are unique among all rhododendrons. In China this species is known as chuan zhu dujuan or "string of pearls rhododendron" in reference to these regularly spaced clusters which are white at first before maturing brown. An added ornamental feature of *R. hookeri* is the bright splash of color produced by the brilliant scarlet bracts which adorn the emerging new growth.

The flowers of species in this Alliance resemble *R. thomsonii* in general shape and size (bell-shaped to tubular bell-shaped) and typically have the large and showy cupular calyx common to members of subsection *Thomsonia*. *R. hookeri* is generally considered to have the finest flowers among these four species, ranging in color from deep rose to crimson or cherry-red, all with darker nectaries and sometimes a few faint flecks. As stated by Peter Cox this species is, "One of the most gorgeous scarlet rhododendrons." A clone from Bodnant with a very dark red corolla and calyx received a FCC in 1933. Unfortunately, the attractive red forms in cultivation are generally not as hardy as the pink forms often seen.

The flowers of *R. subansiriense* are a shining crimson-scarlet with a few spots. They are generally smaller than those of *R. hookeri* but arranged tightly within the inflorescence and therefore quite attractive. In *R. faucium* the flowers are pale rose to a white flushed rose, rarely sulfur yellow and typically with purple flecks. The similar *R. hylaeum* is rose-purple to rose-pink or almost white, with numerous or few darker spots. The flowers on all four species appear early to mid-spring and are often among the earliest of all elepidote species to bloom here in the RSBG.

Continued see "The cultivation of this Alliance" page 4



The cultivation of this Alliance is limited to those areas which offer some protection from extremely cold temperatures. Portions of the United Kingdom and New Zealand as well as mild areas along the western coast of the United States and Canada afford the most hope for success. The selection of forms collected from colder regions and higher elevations should provide hardier stock suitable for cultivation in harsher climates. These four species are generally rated at H3 to H4 (+10° to 0°F.) illustrating the tremendous variance of hardiness within each. Because the members of this alliance are prone to push their new growth early in the season, cultivation outside of mild climate regions can result in a damaged or stunted plant.

According to Rick Peterson, Garden Manager here at the RSBG, the members of this Alliance have not suffered any winter damage since we reached +7° F. in 1985. This freeze hit in the early autumn before most of the rhododendrons had sufficiently hardened off and many species suffered severe damage or even death. Of the four species under discussion, only *R. hookeri* and *R. subansiriense* suffered any visible tissue damage with some minor die back. These specimens quickly recovered the following spring and all four species are now flourishing here in the garden where they are grown under a high canopy of Douglas fir (*Pseudotsuga menziesii*) exposed to the open sky in the north.

The aforementioned FCC award for a clone of *R. hookeri* is the only award that I am aware of given to member of this Alliance. These species have rarely (if ever?) been used in hybridizing.

ACCESSIONS in the collection of the Rhododendron Species Foundation:

R. faucium

1980/089 LS&E.12045:RBG Edinburgh

*We also have numerous accessions grown from seed collected wild by Warren Berg on the Doshong La, SE Tibet. These and many newer accessions have yet to be fully evaluated.

R. hookeri

1967/711 Benmore. Pink flowers

1976/214 RBG Edinburgh. Deep scarlet flowers.

1990/078 Glenarn

*We also have many newer accessions grown from seed collected in the wild.

R. bylaeum

1977/743 KW.9322:Windsor

*We also have many newer accessions grown from seed collected in the wild.

R. subansiriense

1977/636 C&H.418:Cox:Berg Flowers crimson-scarlet

REFERENCES CONSULTED:

- Chamberlain, D.F. 1982. "A Revision of Rhododendron. II. Subgenus Hymenanthes." Notes from the Royal Botanic Garden Edinburgh. Vol. 39(2).
- Cox, Peter A. & Cox, Kenneth N.E. 1997. The Encyclopedia of Rhododendron Species. Glendoick Publishing, Perth, Scotland.
- Davidian, H.H. 1992. The Rhododendron Species. Vol. III. Timber Press, Portland, OR.
- Hootman, S.E. Unpublished Field Notes: 1995 – 2006.
- Rhododendron Species Foundation: Records – 1964 to present.

This article and photos courtesy of Steve Hootman, taken from the Rhododendron Species Foundation newsletter.


Visit their website at this web link: www.rsf.citymax.com

VRS Members Wanting to Order Species Rhododendrons from the Rhododendron Species Foundation.

I know that, after keen anticipation, you all read Joanne's 'President's Message' with great care and joy. But in case some of you were a little inattentive this month, I want to repeat the information on VRS members ordering species rhododendrons from the Rhododendron Species Foundation. Those of you who are not individual RSF members may order from the plant catalogue under the umbrella of the VRS membership in that organization.

You may access the plant catalogue by going to the RSF website, <http://www.rsf.citymax.com>. Having decided which plants you would like to order, please contact Don Haslam, who will be coordinating the composite VRS order: (604) 331-8317 or dhaslam@kmslawyers.com. Plants will be delivered to UBC for pickup in March, the exact date to be announced later.

Joe Ronsley
VRS Program Chair



Attend the ARS Conference in Tulsa Oklahoma on April 16 - 20, 2008

Here's some information that may be of interest to anyone in your chapter who is contemplating attending the Tulsa, Oklahoma, ARS convention, April 16 – 20, 2008:

1. The conference schedule, fees, and registration forms are now posted at: www.rhododendron.org
2. A discount for early registration is available until March 1.
3. The format is unlike any ARS conferences that have been held in BC. Rather, it is exactly the same as last spring's ARS conference in San Francisco. ie. The program consists solely of full-day garden bus tours, plus evening banquets with keynote speakers and entertainment. Delegates pay "a la carte" for each activity.
4. The conference rate at the Doubletree Hotel (in a business park in southern Tulsa) is \$96 per night which, according to my travel agent, is unbeatable. That rate is available until April 1.
5. There are no direct flights to Tulsa from anywhere on the West Coast. Delta Airlines will get you there from Vancouver, via Salt Lake City with a minimum cost of about \$480 and a total flight time of between 8 and 11 hours (Watch the return flights; many involve 2 stops and 11 hours of travel time.)
6. United Airlines has several daily flights to Tulsa out of Seattle, with one short stop in Denver. The lowest cost (as of December 2007) is \$280 which includes all taxes and fees. The total flight time, including the stopover, is just over 4 hours. ie. It takes less time to drive to Seattle and fly to Tulsa with United than it does to take flights from Vancouver to Tulsa. The \$280 cost is cheaper than the internet booking rate on www.united.com. It can be obtained by calling April Moody at Lake Union Travel in Seattle (1-206-343-7000). She can handle everything by phone or email.
7. There are still a few hotels/motels near SeaTac Airport, priced under \$90, that offer continental breakfast, free airport shuttle service, and free parking while you're in Tulsa if you stay with them for one night. eg. Travelodge (206-242-1777); Valu Inn SeaTac (206-878-8427); or perhaps a better choice: South Seattle Family Inn (1-800684-2932 or www.seattlebedandbreakfast.com)

Best Wishes
Ron Knight
District 1 Director



Rhodos to Grow By Ron Knight

R. 'Frank Galsworthy'
(*R. ponticum* X unknown)

This rhododendron is one that you don't often see in local gardens. However it is available from VRS growers Les and Bev Clay. The unique flowers appear in late May and contain shades of maroon, purple and gold. They absolutely glow as the setting sun hits them. The plant is very hardy and grows to about four feet in ten years. It was introduced by Waterer and won an Award of Merit in 1960. (Photo by Ron Knight)





Recommended Reading:

Adaptations and Responses of Woody Plants to Environmental Stresses

Edited by Rajeev Arora, PhD, Associate Professor, Department of Horticulture, Iowa State University, Ames.

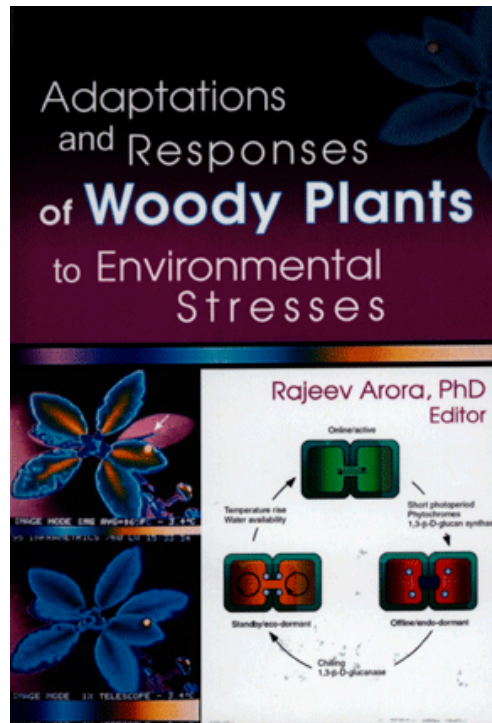
This book covers the latest and most significant advances in woody plant stress research. Few books focus on the low-temperature stress biology of woody plants that are of horticultural importance. This book will appeal to graduate students, instructors, and researchers who specialize in plant stress physiology in botany, agriculture, horticulture, landscape design, or forestry.

The authors of this book, led by Dr. Rajeev Arora, are world-renowned researchers who have made significant contributions to the knowledge of woody plant stress physiology and molecular biology. With figures, tables, graphs, illustrations, and black-and-white and color photos documenting the studies of these researchers and scientists, this book offers a new awareness of the physiology and molecular biology of cold acclimation in woody plants.

The book will provide you with innovative research on the:

- Freezing process—ice nucleation, propagation, and deep supercooling in woody plants.
- Biology of dormancy induction and release in woody plants—physiologic, molecular, and cellular mechanisms
- Physiology and regulation of seasonal nitrogen cycling in woody plants.
- Importance of dehydrins—a unique class of stress proteins—in cold hardening of certain woody plants.
- Nitrogen-fixation as a stress-avoidance strategy in certain woody plants.

Adaptations and Responses of Woody Plants to Environmental Stresses provides ground breaking analysis and scientific research to facilitate future efforts in increasing tolerance and protection from various biotic and abiotic stresses, especially freeze injuries.



This book is available from The Haworth Press Inc.

Hard Cover - ISBN-13: 978-1-56022-110-0; Soft Cover - ISBN-13: 978-1-56022-111-1. Date Published: 2004.

Number of Pages: 311 pp. with Index.

Direct web link to this book follow this link: <http://www.haworthpress.com/store/product.asp?sid=S96MKUR0M1SR2G3B0G0R5A8P47839F0B&sku=5123&AuthType=4>

To view other books from The Haworth Press visit their website at this web link: www.haworthpress.com/

Text and book cover photo courtesy of The Haworth Press Inc.



Interesting Plants

Photo left of Magnolia 'Caerhays Surprise', by Bill Spohn. An unusually coloured flower for Magnolias and suitable for overstory planting with rhododendrons.



Vancouver Rhododendron Society

Membership Report

I look forward to meeting you all, please come and meet me at the Membership Table at the monthly meetings.

Membership dues for 2007 are now due and I will be pleased to renew your membership (and welcome new memberships) at the meetings or by mail.

Guests are always welcome!

Philip MacDougall
VRS Membership Chair
14776 90th Avenue
Surrey, BC V3R 1A4



Vancouver Chapter

Contribute to the INDUMENTUM

Letters to the **INDUMENTUM**, news, pictures and anything rhodo or just for interest, can be e-mailed to Todd or Shannon Major at stmajor@shaw.ca. If you wish to mail us an article or some pictures (which we will return to you) please give us a call at 604 941 7507 to obtain our mailing address. We need pictures! The larger the picture file size the better the result on screen and in print. If you don't send something, you'll have to live with what we print.

Visit our online repository for past **INDUMENTUM** issues, hosted by the UBC Botanical Garden and Centre for Plant Research at this web link:
www.ubcbotanicalgarden.org/vrs

Visit our website at www.rhodo.citymax.com

Todd & Shannon Major,
INDUMENTUM Editors

CONTACT YOUR 2008 VRS EXECUTIVE

President

Joanne Ronsley

Email: jronsley@telus.net

Phone: 604-921-9444

Vice President

Sean Rafferty

Email: seanraffi@shaw.ca

Phone: 604 990 5353

Secretary

Jasbir Gill

Email: jasbirgill@shaw.ca

Phone: 604-278-5443

Treasurer

Dana Cromie

Email: danacromie@telus.net

Phone: 604 733-7566

Newsletter Editors

Todd & Shannon Major

Email: stmajor@shaw.ca

Phone: 604-941-7507

Lecture Program Chair

Joe Ronsley

Email: jronsley@telus.net

Phone: 604-921-9444

Webmaster

Bill Spohn

Email: wspohn4@aol.com

Membership Chair

Philip MacDougall

Email: philipmacd123@hotmail.com

Phone: 604-580-3219

Director

Tony Clayton

Email: tclayton@telus.net

Past President

Louis Peterson

Email: lpeterso@sfu.ca

Phone: 604-921-7260

Director

Don Haslam

Email: dhaslam@kmslawyers.com

Director

Norah Hall

Email: hall_law@telus.net

Phone: 604-266-8132

TAM



Dwarf Rhododendrons Collection at VanDusen Botanical Gardens

By Gerry Gibbens

The collection of rhododendrons at VanDusen has an exciting history. The majority of the collection was received from Mary and Ted Greig nursery in Royston on Vancouver Island. Many of these were received from Sunningdale Nursery in England where the friendship between Alleyne Cook and the Greigs' first began. Cuttings of many of the species were sent to the Greigs' and seeing an interest in this diverse genus, fresh seed of wild collected species were also sent off to the Greigs.

When Ted Greig passed away the collection was offered to the Vancouver Park Board. They were transported and planted out in Stanley Park by Alleyne Cook who was hired to curate this collection (photo top of page of the Greig Garden in Stanley Park, by Todd Major). Over the many years that Mr. Cook curated the collection, he expanded it and included a wide range of hybrid rhododendrons that include a most extensive collection of deciduous azaleas (photo right, one of the hybrid azaleas in the Stanley Park Greig Garden, by Todd Major). In 1978 the species collection was deemed to be of such importance that it was moved to VanDusen Botanical Gardens and formed the primary collection that was to become the Sino-Himalayan Garden. This area within VanDusen was intended to highlight the diverse range of plant material that grows in the Himalayan region of Asia.


Between 1981 – 1983 the collection of nearly 2300 rhododendrons were moved to the 2.5 hectare site. The site was undulating, rising nearly 50 feet from east to west. It was unplanted but had several groves of second growth native spruce and cedar that had been planted in 1912. Open sites were prepared for the dwarf rhododendrons throughout the Sino-Himalayan garden. Much of the soil preparation included digging in large amounts of sharp 3-inch sharp rock and rotting leaf.

Many of the dwarf rhododendrons had declined in Stanley Park as they became shaded out. These plants had become lanky as they reached for the available light. Their move to VanDusen allowed the plants access to greater light and within several years took on their natural growth habit which is to spread laterally across the ground.



Several forms of *R. mucronulatum* were planted out under *Betula jacquemontii* and flourished. Initial plantings of *R. impeditum*, *R. calostrotum*, *R. forrestii repens* (photo left by Gerry Gibbens) and *R. chamaethompsonii* were in an open rockery originally developed as an arid bed, and still today remnants of deep rooted *Yucca* can be seen emerging every year. Several years later additional large pieces of sandstone were brought in and set in place allowing more of the collection to be transplanted into the area.

Continued see “It wasn’t until 1999” on page 9



GARDEN WALK

It wasn't until 1999 that a sloped area to the east of the rockery that was planted with *Rhus typhina* but infested with *Equisetum* was cleared and more sandstone was brought in and placed to expand the area. The *Rhus* was removed and much of the sandy soil containing *Equisetum* was removed and replaced with a well draining sandy soil mixed with large amounts of compost. This extension doubled the size of the rockery and allowed the opportunity to amalgamate more of the collection within this area - photo right the newly expanded rockery, by Gerry Gibbens.

Within several weeks of the completion of the rock work and the addition of the soil, groupings of *R. bracteatum*, *R. calostrotum* ssp. *raparium*, *R. edgerianum*, *R. campylogynum*, *R. intricatum*, *R. lepidotum*, *R. polycladum* ssp. *orthocladum*, *R. scintillans* - photo top of page, by Gerry Gibbens, *R. trichocladum* - photo bottom right, by Gerry Gibbens, *R. trichostomum*, *R. saluanense* and several mature plants of *R. tsariense* were planted out in groups and have thrived and have extended flowering times from March through June. Photo below, a portion of the completed rockery, by Gerry Gibbens.

Of particular note in this collection are several plants of *R. websterianum* ssp. *omiense* that were grown from seed collected in the wild by Roy Forster on the first Canadian expedition to China in the early 1980's. This and many other species acquired through numerous private sources, seed expeditions to China and The Rhododendron Species Botanical Gardens has expanded an already extensive collection that has brought recognition from many quarters within the horticultural community.



Those who are interested in viewing this collection should visit in the early spring to see the range of species, in flower. In addition to the plants diverse range of flower colour it may surprise many visitors that, as many of these species are lepidote (scaled), when brushed or the leaves crushed they exude a wonderful spicy scent that is a further addition to their garden worthiness. Another attribute of this planting is the peeling copper bark that becomes translucent when caught by the sun.

This is most prominent on *R. glaucophyllum* and its ssp. *luteiflorum*. Also of note is the glaucous underside of some species including *R. glaucophyllum* and *R. charitopes* ssp. *tsangpoense*.

Several lepidote (non scaled) species of dwarf rhododendrons have a protective covering called indumentum that is found on a wide range of rhododendrons. This covering on the leaves appears as the new leaf emerges, covering both the upper surface protecting the new leaf from damage from the sun, (It disappears as the leaf matures) and the underneath of the leaf where it darkens to a tawny colour and is persistent. This feature is best highlighted when the plant is elevated so the plant is seen from below. *R. tsariense* and *R. yakuisianum* are excellent examples of this feature.

While far from complete, VanDusen Botanical Gardens will continue to expand and enhance this worthwhile collection. I hope that by featuring this diverse group of plants, the interest of the public will prove these species as worthy of inclusion in the home garden.

Gerald Gibbens
Horticulturist and Curator of The Sino-Himalayan Garden
VanDusen Botanical Gardens

